

(1.27 mm) .050"

TFC SERIES

COST SAVING RELIABLE HEADER

SPECIFICATIONS

For complete specifications and recommended PCB layouts see www.samtec.com?TFC

Insulator Material:
Black Liquid Crystal Polymer
Terminal Material:
Phosphor Bronze

Plating:
Au or Sn over
50 μm (1.27 μm) Ni
Current Rating:
3.1 A per pin
(1 pin powered per row)
Voltage Rating:
350 VAC mated with SFC
Operating Temp Range:
-55 °C to +125 °C
RoHS Compliant:
Yes

PROCESSING

Lead-Free Solderable:
Yes
SMT Lead Coplanarity:
(0.10 mm) .004" max (03-25)
(0.15 mm) .006" max (30-50)

RECOGNITIONS

For complete scope of recognitions see www.samtec.com/quality



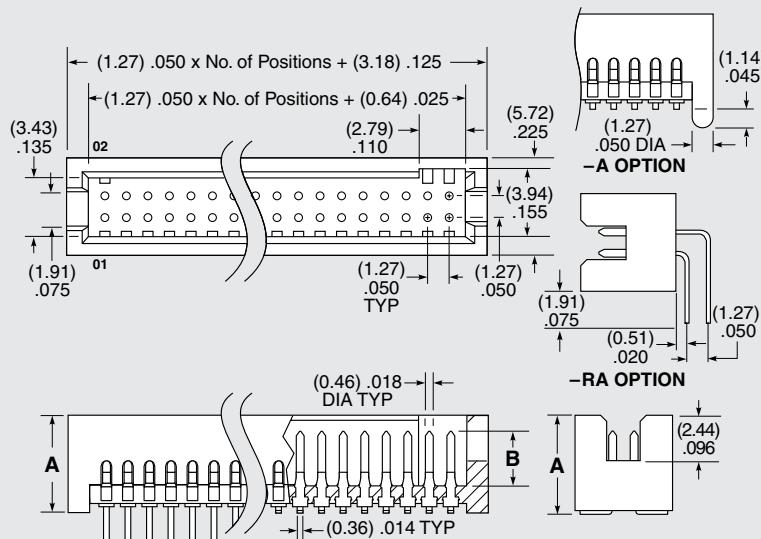
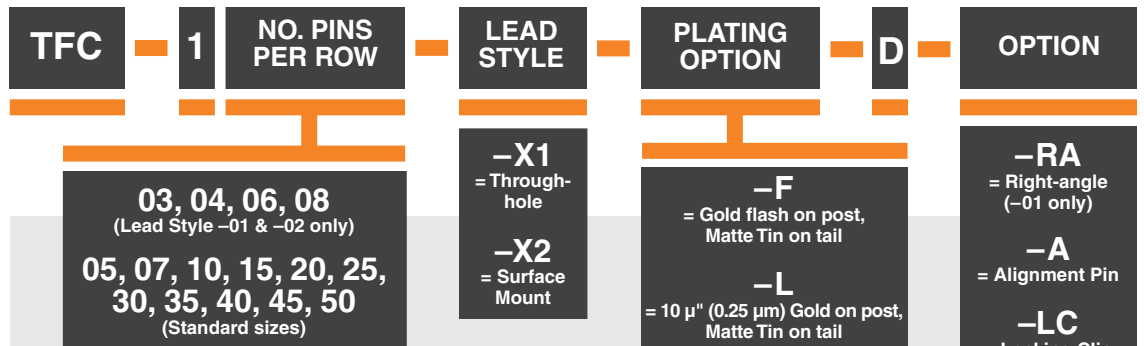
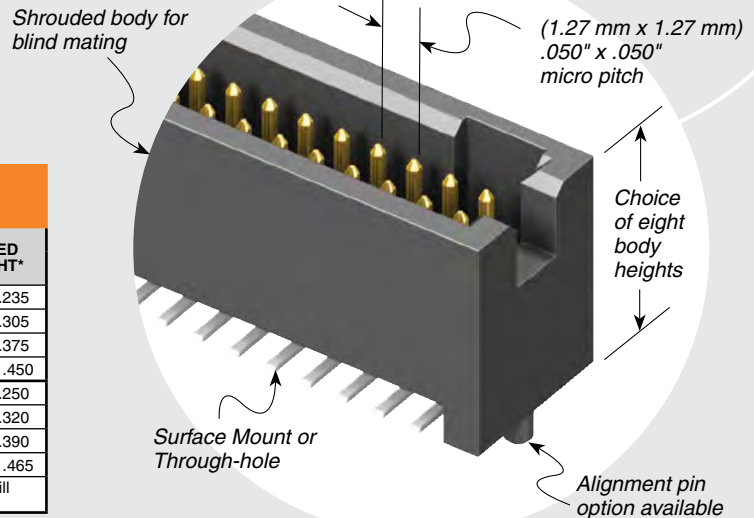
ALSO AVAILABLE (MOQ Required)

- Other sizes
- Contact Samtec.

Board Mates:
SFC
Cable Mates:
SFS, SFS-DT

MATED HEIGHTS		
LEAD STYLE		MATED HEIGHT*
TFC	SFC	
-01	-T1	(5.97) .235
-11		(7.75) .305
-21		(9.53) .375
-31		(11.43) .450
-02	-T2	(6.35) .250
-12		(8.13) .320
-22		(9.91) .390
-32		(11.81) .465

*Processing conditions will affect mated height.



TH LEAD STYLE	A	B
-01	(5.59) .220	(3.38) .133
-11	(7.37) .290	
-21	(9.14) .360	(3.30) .130
-31	(11.05) .435	

SMT LEAD STYLE	A	B
-02	(5.72) .225	(3.38) .133
-12	(7.49) .295	
-22	(9.27) .365	(3.30) .130
-32	(11.18) .440	

Note: Some sizes, styles and options are non-standard, non-returnable.